
















ELEZIONI PROVINCIALI di PRATO 12 e 13 Giugno 2004 (Dati ufficiali)

COLLEGI	Verdi %	Udeur %	La Sinistra per Prato Viva %	Udc %	Alleanza Nazionale %	Forza Italia %	Socialisti Democratici Italiani %	Di Pietro Italia Dei Valori %	La Margherita %	Lega Nord Toscana %	Rifondazione Comunista %	Comunisti Italiani %	Codacons %	Democratici di Sinistra %	Giugni Presidente %
															
TOTALE CANTAGALLO	20	0	33	74	179	220	16	25	231	22	147	60	18	520	4
1	1,27%	0,00%	2,10%	4,72%	11,41%	14,02%	1,02%	1,59%	14,72%	1,40%	9,37%	3,82%	1,15%	33,14%	0,25%
CARMIGNANO I	82	2	6	174	376	564	43	71	292	33	412	108	38	753	51
2	2,73%	0,07%	0,20%	5,79%	12,51%	18,77%	1,43%	2,36%	9,72%	1,10%	13,71%	3,59%	1,26%	25,06%	1,70%
CARMIGNANO II	144	4	8	134	450	640	28	95	242	79	352	182	56	1.061	22
3	4,12%	0,11%	0,23%	3,83%	12,87%	18,30%	0,80%	2,72%	6,92%	2,26%	10,07%	5,20%	1,60%	30,34%	0,63%
TOTALE CARMIGNANO	226	6	14	308	826	1.204	71	166	534	112	764	290	94	1.814	73
	3,48%	0,09%	0,22%	4,74%	12,70%	18,52%	1,09%	2,55%	8,21%	1,72%	11,75%	4,46%	1,45%	27,90%	1,12%
MONTEMURLO I	59	1	13	36	283	316	32	93	241	18	228	95	31	882	7
4	2,53%	0,04%	0,56%	1,54%	12,12%	13,53%	1,37%	3,98%	10,32%	0,77%	9,76%	4,07%	1,33%	37,77%	0,30%
MONTEMURLO II	50	4	13	66	391	503	41	62	230	34	216	90	22	929	12
5	1,88%	0,15%	0,49%	2,48%	14,68%	18,89%	1,54%	2,33%	8,64%	1,28%	8,11%	3,38%	0,83%	34,89%	0,45%
MONTEMURLO III	44	3	4	59	325	409	73	54	449	41	207	77	38	1.021	11
6	1,56%	0,11%	0,14%	2,10%	11,55%	14,53%	2,59%	1,92%	15,95%	1,46%	7,35%	2,74%	1,35%	36,27%	0,39%
MONTEMURLO IV	54	1	20	42	294	380	77	77	238	19	193	84	37	843	17
7	2,27%	0,04%	0,84%	1,77%	12,37%	15,99%	3,24%	3,24%	10,02%	0,80%	8,12%	3,54%	1,56%	35,48%	0,72%
TOTALE MONTEMURLO	207	9	50	203	1.293	1.608	223	286	1.158	112	844	346	128	3.675	47
	2,03%	0,09%	0,49%	1,99%	12,69%	15,78%	2,19%	2,81%	11,37%	1,10%	8,28%	3,40%	1,26%	36,07%	0,46%
POGGIO a CAIANO I	46	2	17	125	369	461	21	49	334	49	137	57	25	548	18
8	2,04%	0,09%	0,75%	5,54%	16,34%	20,42%	0,93%	2,17%	14,79%	2,17%	6,07%	2,52%	1,11%	24,27%	0,80%
POGGIO a CAIANO II	76	2	13	148	636	303	26	65	454	29	138	89	27	723	28
9	2,76%	0,07%	0,47%	5,37%	23,07%	10,99%	0,94%	2,36%	16,47%	1,05%	5,01%	3,23%	0,98%	26,22%	1,02%
TOTALE POGGIO a CAIANO	122	4	30	273	1.005	764	47	114	788	78	275	146	52	1.271	46
	2,43%	0,08%	0,60%	5,44%	20,04%	15,23%	0,94%	2,27%	15,71%	1,56%	5,48%	2,91%	1,04%	25,34%	0,92%
PRATO I	157	31	101	170	1.066	1.421	94	141	704	75	407	222	98	2.761	29
10	2,10%	0,41%	1,35%	2,27%	14,26%	19,00%	1,26%	1,89%	9,42%	1,00%	5,44%	2,97%	1,31%	36,93%	0,39%
PRATO II	143	18	110	241	968	1.028	88	167	663	88	347	242	101	2.303	47
11	2,18%	0,27%	1,68%	3,68%	14,77%	15,69%	1,34%	2,55%	10,12%	1,34%	5,29%	3,69%	1,54%	35,14%	0,72%
PRATO III	151	20	53	174	718	823	64	162	490	68	410	193	91	2.268	17
12	2,65%	0,35%	0,93%	3,05%	12,59%	14,43%	1,12%	2,84%	8,59%	1,19%	7,19%	3,38%	1,60%	39,78%	0,30%

PRATO IV	170	32	315	167	699	938	75	171	566	74	515	239	140	3.259	35
13	2,30%	0,43%	4,26%	2,26%	9,45%	12,68%	1,01%	2,31%	7,65%	1,00%	6,96%	3,23%	1,89%	44,07%	0,47%
PRATO V	195	8	55	342	1.493	2.164	96	171	675	93	326	229	135	2.359	49
14	2,32%	0,10%	0,66%	4,08%	17,79%	25,79%	1,14%	2,04%	8,05%	1,11%	3,89%	2,73%	1,61%	28,12%	0,58%
PRATO VI	203	23	128	272	1.339	1.602	115	249	973	114	553	290	169	3.069	72
15	2,21%	0,25%	1,40%	2,97%	14,60%	17,47%	1,25%	2,72%	10,61%	1,24%	6,03%	3,16%	1,84%	33,46%	0,79%
PRATO VII	232	23	117	243	1.189	1.640	134	206	709	85	389	230	111	2.007	70
16	3,14%	0,31%	1,58%	3,29%	16,10%	22,21%	1,81%	2,79%	9,60%	1,15%	5,27%	3,11%	1,50%	27,18%	0,95%
PRATO VIII	186	20	67	202	992	1.331	121	162	572	97	421	214	102	2.093	29
17	2,81%	0,30%	1,01%	3,06%	15,01%	20,14%	1,83%	2,45%	8,65%	1,47%	6,37%	3,24%	1,54%	31,67%	0,44%
PRATO IX	165	17	71	149	936	1.187	84	204	719	99	439	233	115	2.717	22
18	2,31%	0,24%	0,99%	2,08%	13,08%	16,59%	1,17%	2,85%	10,05%	1,38%	6,13%	3,26%	1,61%	37,96%	0,31%
PRATO X	184	21	113	216	1.091	1.299	88	173	687	106	520	283	108	3.836	29
19	2,10%	0,24%	1,29%	2,47%	12,46%	14,84%	1,01%	1,98%	7,85%	1,21%	5,94%	3,23%	1,23%	43,82%	0,33%
PRATO XI	189	11	104	354	872	1.416	74	212	737	133	595	324	150	2.945	30
20	2,32%	0,14%	1,28%	4,35%	10,70%	17,38%	0,91%	2,60%	9,05%	1,63%	7,30%	3,98%	1,84%	36,15%	0,37%
PRATO XII	219	13	99	263	1.159	1.367	123	218	746	92	613	275	128	3.669	71
21	2,42%	0,14%	1,09%	2,90%	12,80%	15,10%	1,36%	2,41%	8,24%	1,02%	6,77%	3,04%	1,41%	40,52%	0,78%
TOTALE PRATO	2.194	237	1.333	2.793	12.522	16.216	1.156	2.236	8.241	1.124	5.535	2.974	1.448	33.286	500
	2,39%	0,26%	1,45%	3,04%	13,64%	17,67%	1,26%	2,44%	8,98%	1,22%	6,03%	3,24%	1,58%	36,26%	0,54%
VAIANO I	49	1	26	69	337	382	30	52	305	80	211	193	41	1.026	14
22	1,74%	0,04%	0,92%	2,45%	11,97%	13,57%	1,07%	1,85%	10,83%	2,84%	7,49%	6,85%	1,46%	36,43%	0,50%
VAIANO II	100	3	15	63	361	454	26	54	218	88	180	150	26	896	10
23	3,78%	0,11%	0,57%	2,38%	13,65%	17,17%	0,98%	2,04%	8,25%	3,33%	6,81%	5,67%	0,98%	33,89%	0,38%
TOTALE VAIANO	149	4	41	132	698	836	56	106	523	168	391	343	67	1.922	24
	2,73%	0,07%	0,75%	2,42%	12,78%	15,31%	1,03%	1,94%	9,58%	3,08%	7,16%	6,28%	1,23%	35,20%	0,44%
TOTALE VERNIO	72	4	48	79	311	410	33	70	492	40	343	255	70	1.136	7
24	2,14%	0,12%	1,42%	2,34%	9,23%	12,17%	0,98%	2,08%	14,60%	1,19%	10,18%	7,57%	2,08%	33,71%	0,21%